

ATTX SYSTEM

OPERATING INSTRUCTIONS / MODE D'EMPLOI /

ISTRUZIONI PER IL FUNZIONAMENTO /

BETRIEBSANLEITUNG / BEDIENINGSINSTRUCTIES /

INSTRUCCIONES OPERATIVAS / BRUGSANVISNING



CE
APPROVED

ATTX
ADVANCED
TECHNOLOGY
TACKLE

ATTx SYSTEM

THANKYOU FOR PURCHASING THE ATTx TRANSMITTER AND RECEIVER SYSTEM. THIS SYSTEM WILL ALLOW YOU TO RECEIVE BITE INDICATIONS FROM VIRTUALLY ALL AVAILABLE ELECTRONIC BITE INDICATORS AND FEATURES BOTH VISUAL AND VIBRATING ALERTS.

THE TRANSMITTERS ARE TRIGGERED BY ANY CHANGE AT THE JACK SOCKET OF YOUR BITE ALARM AND TRANSMIT AN FM ENCODED PULSE TO THE RECEIVER UNIT.

ONCE PROGRAMMED, THE RECEIVER HAS TWO MODES OF OPERATION :

1) SOUND AND LED NOTIFICATION - THE SOUND LEVEL IS CONTROLLED BY THE VOLUME CONTROL LOCATED ON THE FRONT OF THE RECEIVER FROM ZERO OUTPUT TO MAXIMUM.

2) SOUND WITH VIBRATE AND LED NOTIFICATION - THE SOUND LEVEL IS CONTROLLED BY THE VOLUME CONTROL LOCATED ON THE FRONT OF THE RECEIVER FROM ZERO OUTPUT TO MAXIMUM. THE VIBRATION SETTING IS FIXED.

BEFORE STORING THE UNITS IN THE SUPPLIED CASE, PLEASE MAKE SURE THEY ARE CLEAN AND WIPED DRY TO AVOID RISK OF CORROSION. IF THE UNITS ARE NOT TO BE USED FOR LONG PERIODS OF TIME, THEN IT IS HIGHLY RECOMMENDED THAT THE BATTERIES ARE REMOVED TO HELP REDUCE THE RISK OF DAMAGE FROM POSSIBLE BATTERY LEAKAGE AND CORROSION.

PLEASE NOTE - FOR OPTIMUM PERFORMANCE, TRANSMITTERS SHOULD BE AT LEAST 40 CMS (15¾ INS) FROM THE GROUND.

- REMOVE TRANSMITTERS FROM ALARMS BY HOLDING THE JACK PLUG ONLY, PULLING ANY OTHER PART OF THE TRANSMITTER MAY RESULT IN DAMAGE TO THE UNIT.

TRANSMITTER

FIVE COLOURED BANDS HAVE BEEN INCLUDED WITH YOUR SYSTEM TO ALLOW TRANSMITTERS TO BE "COLOUR CODED" TO THEIR CORRESPONDING LED COLOURS



LEDs

**ON / OFF SWITCH AND
ALERT SELECTION**SOUND
ALERT
ONLYVIBRATE +
SOUND
ALERT

(NOTE : FOR VIBRATE
ONLY, SET VOLUME
CONTROL TO MINIMUM)

VOLUME
CONTROL**RECEIVER**

SPEAKER

HOW TO SET UP AND USE YOUR ATTX SYSTEM

TO PROGRAM A TRANSMITTER UNIT INTO YOUR RECEIVER (A TASK YOU NEED TO DO ONCE ONLY!), SIMPLY HOLD DOWN THE PROGRAM BUTTON LOCATED ON THE RIGHT HAND FACING SIDE OF THE RECEIVER AND THEN SWITCH IT ON.

KEEP THE BUTTON PRESSED UNTIL ALL THE LEDs LIGHT AND THEN RELEASE IT.

STEP 1. "BEEP" THE ALARM THAT YOU WANT ON THE CHANNEL UNTIL THE LED GOES OUT.

IF YOU WANT TO SKIP THE CHANNEL, HOLD THE PROGRAM BUTTON IN AND "BEEP" THE ALARM. ONCE THE LED SWITCHES OFF, RELEASE THE PROGRAM BUTTON AND YOU ARE READY TO PROGRAM THE NEXT CHANNEL.

REPEAT STEP 1. UNTIL YOU HAVE COMPLETED PROGRAMMING ALL THE REQUIRED CHANNELS.

ANY REMAINING CHANNELS CAN BE SKIPPED BY HOLDING IN THE PROGRAM BUTTON AND BEEPING ANY ALARM UNTIL THE LAST LED IS OFF. ONCE THE LAST LED IS OFF, RELEASE THE PROGRAM BUTTON.

THE UNIT IS NOW READY TO USE!

NOTE:- ADDING ALARMS TO YOUR SET UP AT A LATER DATE WILL REQUIRE COMPLETE REPROGRAMMING OF YOUR SYSTEM.

CHANGING THE BATTERIES IN YOUR TRANSMITTERS

REMOVE THE BATTERY SLIDE FROM THE TRANSMITTER UNIT (DIAGRAM 1)

PLACE A CR1025 CELL + SIDE UP INTO THE LOWER (FURTHEST FROM THE JACK PLUG) BATTERY RECESS (DIAGRAM 2)

FIT THE OTHER CR1025 CELL + SIDE DOWN INTO THE REMAINING BATTERY RECESS

RE-FIT THE BATTERY SLIDE (DIAGRAM 3)

THE SLIDE COMPLETES THE CIRCUIT ELECTRICALLY.

ONCE YOUR UNITS ARE ALL FITTED WITH BATTERIES, PLUG THEM INTO THE NORMAL SOUNDER BOX JACK SOCKET OF YOUR BITE ALARM

DIAGRAM 1

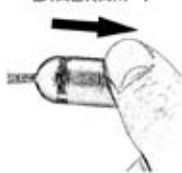


DIAGRAM 2

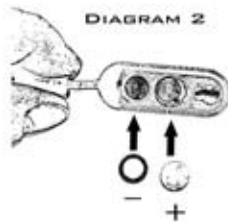
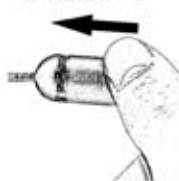


DIAGRAM 3





23/01/04

**ATTX IS A REGISTERED TRADE MARK.UK AND EUROPEAN PATENTS APPLIED FOR.
WE RESERVE THE RIGHT TO ALTER OR MODIFY
SPECIFICATIONS WITHOUT PRIOR NOTIFICATION.**

**ATTX EST UNE MARQUE DÉPOSÉE.
NOUS NOUS RÉSERVONS LE DROIT DE MODIFIER OU DE CHANGER SANS PRÉAVIS LES
CARACTÉRISTIQUES DES PRODUITS.**

**ATTX IST EIN EINGETRAGENES MARKENZEICHEN.
IN GB UND EUROPA ZUM PATENT ANGEMELDET.
SPEZIFIKATIONSÄNDERUNGEN OHNE VORHERIGE MITTEILUNG VORBEHALTEN.**

**ATTX È UN MARCHIO REGISTRATO. INOLTRA TA DOMANDA PER BREVETTI DEL REGNO UNITO E DEGLI
STATI UNITI. CI RISERVIAMO IL DIRITTO DI ALTERARE O MODIFICARE LE SPECIFICHE SENZA
PREAVVISO.**

**ATTX IS EEN BEDEPONEERD HANDELSMERK. OCTROOIEN AANBEVRAAGD IN HET VERENIGD
KONINKRIJK EN EUROPA. WE BEHOUDEN ONS HET RECHT VOOR SPECIFICATIES ZONDER
VOORAFGAANDE KENNISGEVING TE WIJZIGEN.**

**ATTX ES MARCA REGISTRADA. TIENE COBERTURA DE PATENTE BRITÁNICA Y EUROPEA. NOS
RESERVAMOS EL DERECHO DE ALTERAR O MODIFICAR LAS ESPECIFICACIONES SIN PREVIA
NOTIFICACIÓN**

**ATTX ER ET REGISTRERET VAREMÆRKE. DER ER ANSØGT OM BRITISKE OG EUROPÆISKE PATENTER.
VI FORBEHOLDER OS RETTEN TIL AT ÆNDRE ELLER MODIFICERE SPECIFIKATIONERNE UDEN
FORUDGÅENDE VARSEL.**